

**Barriers to Managing Private Wells and Septic Systems in Underserved Communities:
Mental Models of Homeowner Decision Making**

Supporting Information

Contents:

1. Figure S1. Expert model of private well water systems
2. Figure S2. Expert model of private septic systems
3. Figure S3. Frequency with which private well system expert codes were mentioned by interviewees
4. Figure S4. Frequency with which private septic system expert codes were mentioned by interviewees
5. References

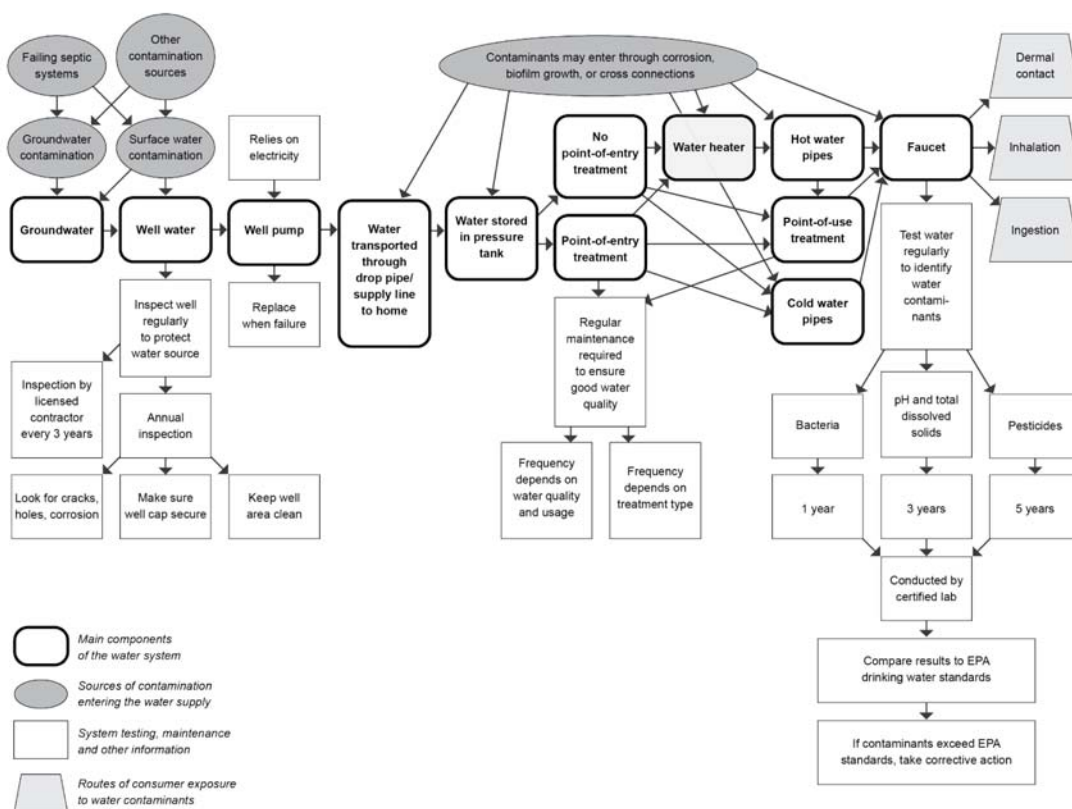


Figure S1. Expert model of private well water systems. Topics relevant to managing private water well systems were gathered from a literature review (Benham & Ling, 2013; NC Department of Health and Human Services, 2015; United States Environmental Protection Agency, 2015a,b; Virginia Cooperative Extension, n.d.; Water Systems Council, n.d.; National Environmental Services Center, 2004). Topics were arranged to illustrate how water well systems function and how these systems should be monitored and maintained. This diagram was reviewed by a private well expert for accuracy and completeness.

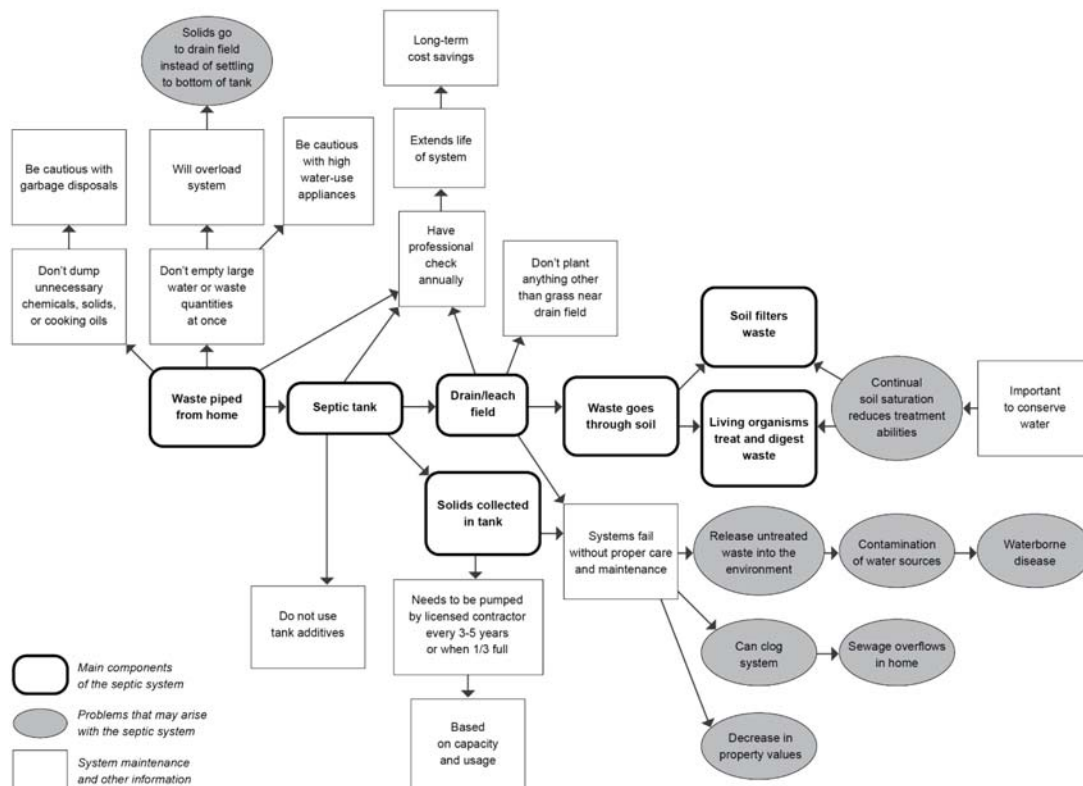


Figure S2. Expert model of private septic systems. Topics relevant to managing private septic systems were gathered from a literature review (Benham & Ling, 2013; NC Department of Health and Human Services, 2015; United States Environmental Protection Agency, 2015a,b; Virginia Cooperative Extension, n.d.; Water Systems Council, n.d.; National Environmental Services Center, 2004). Topics were arranged to illustrate how septic systems function and how these systems should be monitored and maintained. This diagram was reviewed by a private septic system expert for accuracy and completeness.

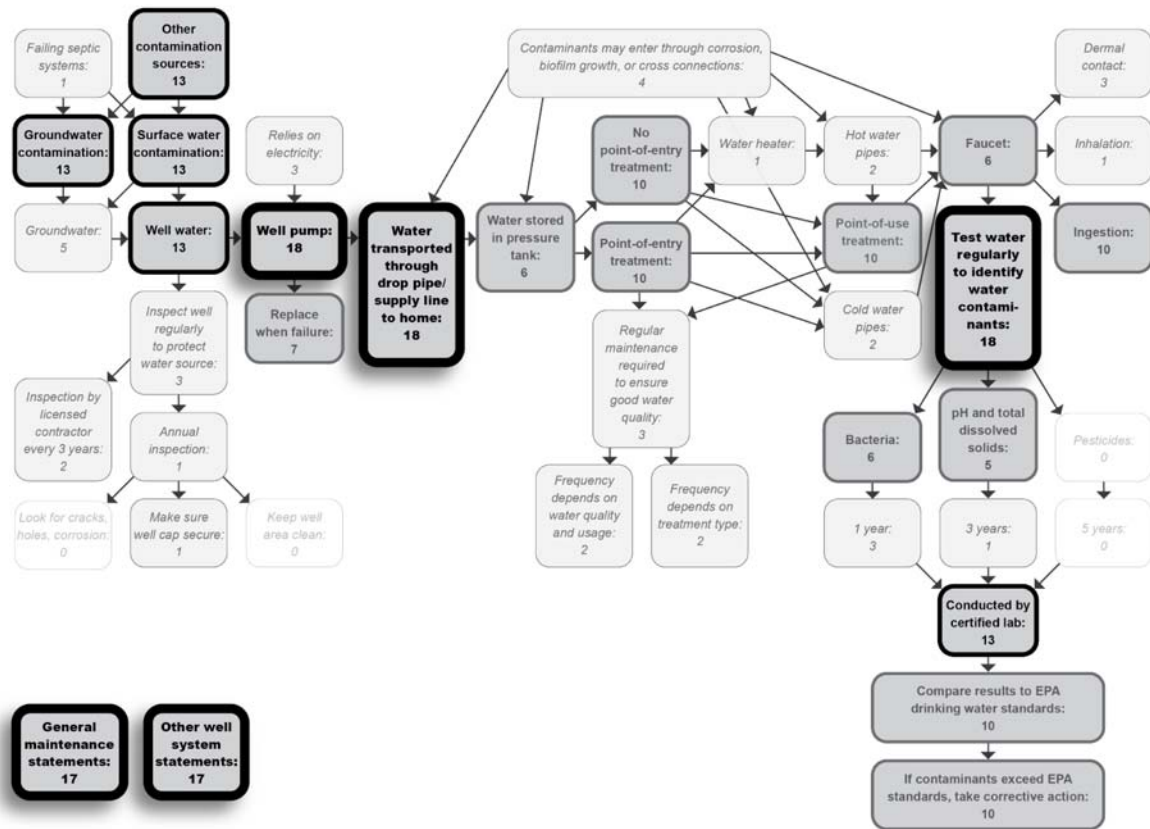


Figure S3. Frequency with which private well system expert codes were mentioned by interviewees (n=18). Numbers within each diagram node represent the number of interviewee mentions, regardless of interview statement accuracy. Thicker lines represent nodes that were mentioned by a higher number of interviewees. Counts were measured by first assigning each diagram node a code. These codes were then assigned to individual transcript statements when relevant.

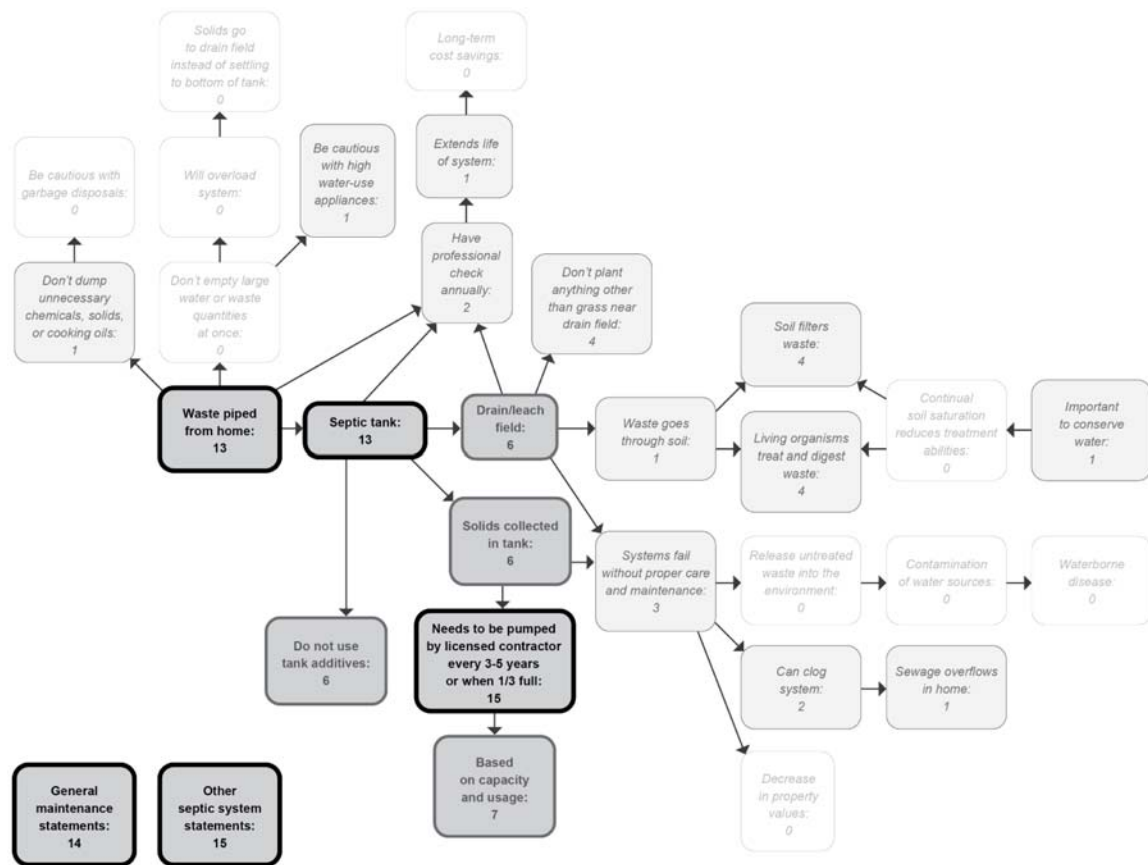


Figure S4. Frequency with which private septic system expert codes were mentioned by interviewees (n=18). Numbers within each diagram node represent the number of interviewee mentions, regardless of interview statement accuracy. Thicker lines represent nodes that were mentioned by a higher number of interviewees. Counts were measured by first assigning each diagram node a code. These codes were then assigned to individual transcript statements when relevant.

References

- Benham, B., & Ling, E. (2013). *Virginia household water quality program: household water treatment*, 1–10. Retrieved from <http://www.wellwater.bse.vt.edu/vahwqp.php>
- National Environmental Services Center. (2004). Maintaining your septic system—A guide for homeowners. *Pipeline: National Environmental Services Center*, 15(4), 1–8.
- North Carolina Department of Health and Human Services. (2015). *Well water and health*. Retrieved from <http://epi.publichealth.nc.gov/oeep/programs/wellwater.html>
- U.S. Environmental Protection Agency. (2015a). *About private water wells*. Retrieved from <http://www.epa.gov/privatewells/about-private-water-wells>
- U.S. Environmental Protection Agency. (2015b). *Septic systems overview*. Retrieved from <http://www.epa.gov/septic/septic-systems-overview>
- Virginia Cooperative Extension. (n.d.). *Ten tips for managing your private well water supply*. Retrieved from http://www.wellwater.bse.vt.edu/files/ten-tips-0813-v4_press.pdf
- Water Systems Council. (n.d.). *Well diagram*. Retrieved from <https://www.watersystemscouncil.org/well-owners/well-diagram/>